

Welcome to



Table of Contents

Click the buttons below to learn more about your new home!

About My Town

Around My Home

Virtual Flat Tour

Moving Into and Renovating My Flat

Living in My New Home

About My Community

Quiz

Click to participate by
24 May 26

Brought to you by:



Co-organiser:



Supporting agencies:



About My Town

Tengah

Plantation Creek is bounded by Tengah Garden Avenue and Tengah Boulevard, and is located within Tengah's Plantation District.

Inspired by the villages and farms that once dotted Tengah in the 1950s, Plantation District will be the home of community farming. The Plantation Farmway, which runs through the precincts, has spaces set aside for residents to enjoy community gardening and urban farming within their neighbourhood. Key amenities such as the Tengah Community Club, Plantation Plaza Neighbourhood Centre, and a shopping street also line Plantation Farmway, creating a vibrant place for residents to gather.

Explore the Tengah Webpage for the latest updates on Tengah town, including new amenities, facilities, and developments.

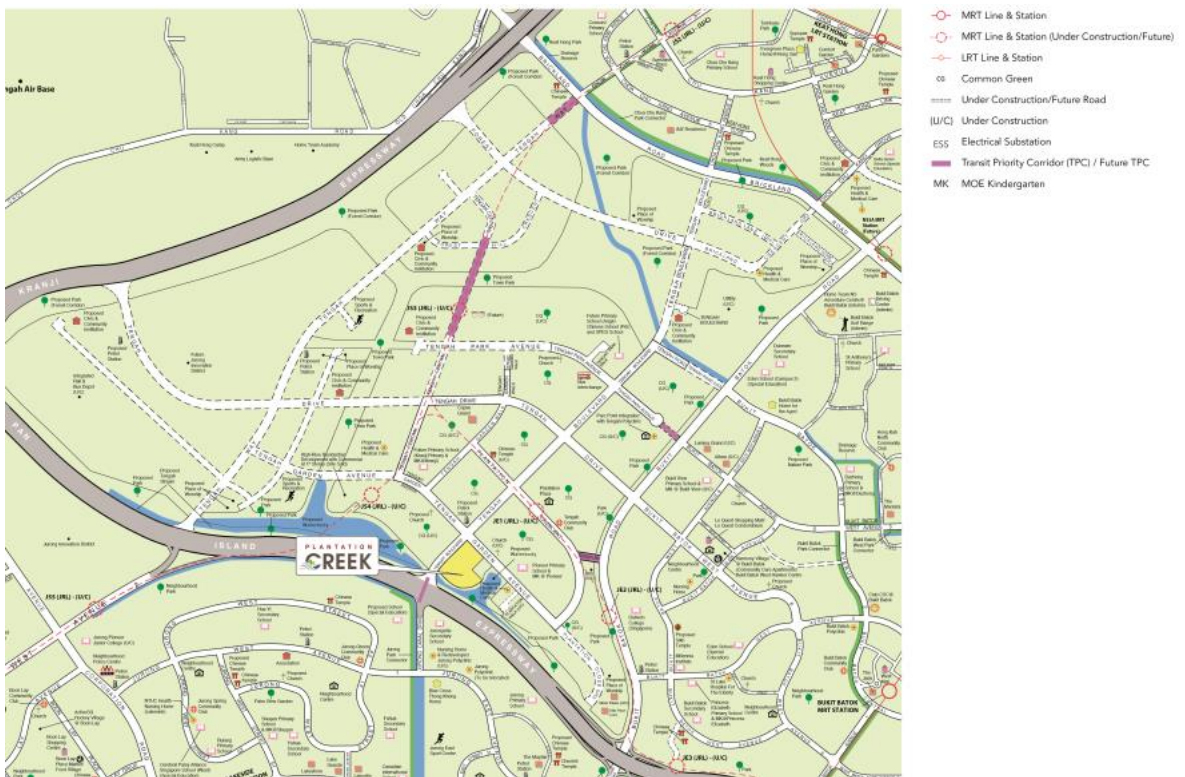
[Tengah Webpage](#)

[Back to Home](#)

About My Town

Tengah

Plantation Creek is also conveniently located near the PIE for accessibility and will be served by bus services leading to the city and nearby towns. Check out [Your Plantation Creek Travel Guide](#) on the convenient, modes of transport you can take within and around the town.



[Back to Home](#)

About My Town

Tengah

Tengah is the first HDB town planned using smart technologies town-wide from the outset. The designs of the housing districts focus on green, sustainable features and community-centric spaces.



Live Well

At Tengah, homes are thoughtfully designed to support residents' health and well-being, as part of a holistic approach to support their physical, social and mental wellness.

Live Green

Tengah uses smart technologies and environmental studies to create sustainable, convenient living for residents.



Pneumatic Waste Conveyance System



Centralised Cooling System



Environmental Simulation



Electric Vehicle-ready car park



Smart Lighting



Smart Enabled Homes

[Back to Home](#)

About My Town

Tengah

Live Connected

Tengah features nature-themed playgrounds, fitness stations and open green spaces where residents can foster neighbourly relations. Residents will also get opportunities to shape community spaces together.

Connectivity within Tengah



As a car-lite town, travel by public transport including buses is encouraged. Some roads entail bus priority features such as bus lanes, bus signals or are dedicated “bus-only”.

Arterial roads connect to the external network at multiple points along the KJE, PIE, Brickland Road and Bukit Batok Road.

[Back to Home](#)

About My Town

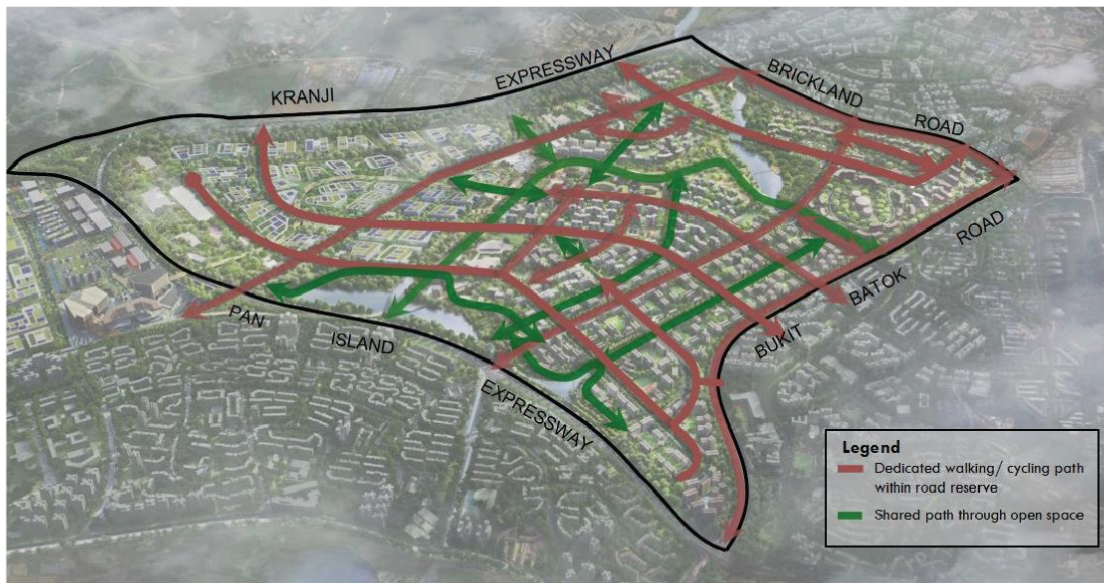
Tengah

MRT Network



Most residents are within walking distance to one of the four planned MRT stations located within Tengah and will be well-connected to amenities located in Tengah as well as nearby towns.

Walking and Cycling Paths



Residents can look forward to dedicated walking and cycling paths on both sides of the road, forming a seamless network of routes across Tengah. Within the Farmways, there are shared paths with shaded areas, rest stops and spaces for community activities.

[Back to Home](#)

About My Town

Tengah

Co-living with Nature

Live amid a lush and tranquil environment in Tengah, with homes surrounded by verdant greenery and nature. Residents can enjoy quality living and connect with the community in a wide range of amenities and shared spaces.

The green spaces in Tengah are the natural habitats of wildlife (such as birds, bats, snakes, and long-tailed macaques) and we share these spaces with them.

To co-exist safely and responsibly with wildlife, we will need to be mindful of our actions and habits that may be seen as threatening or attractive to them.

[Encountering Wildlife](#)

[Back to Home](#)

About My Town

Tengah

Co-living with Nature

The 100m wide, 5km long **Forest Corridor** is an HDB-NParks collaboration connecting the Western Water Catchment Area and Central Catchment Nature Reserve. The corridor will be planted with various tree species to transform it into a rich forest habitat.



The **Forest Fringe**, a 15m to 20m wide linear greenscape, provides a peaceful, rustic environment for residents to enjoy flora and fauna whilst enveloping the town in scenic landscape. Extensive park spaces like Central Park and Community Farmways connect key amenities and facilities, providing safe access to daily necessities.

[Back to Home](#)

About My Town

Plantation Creek

Biophilic Neighbourhood

The HDB Biophilic Town Framework guides the development of residential landscapes to improve residents' health, well-being, and connection with nature.

The framework takes into consideration five categories – Soil, Flora & Fauna, Outdoor Comfort, Water, and People. Learn more about how the framework helps residents like you reconnect with the nature and enjoy its intrinsic benefits.

[Biophilic Town
Framework](#)

[Back to Home](#)

Around My Home

Plantation Creek

Plantation Creek is inspired by its location along the waterway leading to the nearby future waterbody in Tengah South. The development adopts water motifs throughout its design with abstract wave forms on the building façade and wave swirls in the landscape design. The development comprises 6 residential blocks ranging from 15 to 16 storeys, with 713 units of 4-room and 5-room flats.

Plantation Creek comes with various recreational facilities, such as playgrounds and fitness stations. You can also find an eating house, supermarket, shops, restaurants, preschool, and residents' network centre conveniently located within the development.

Site Plan for Plantation Creek



[Back to Home](#)

Moving Into and Renovating My Flat

Here are some useful resources as you start planning your move and embark on your renovation journey.

Do note that construction works for common areas may still be ongoing. Hoardings will be put up within the site to ensure the safety of residents and workers.

Building Service Centre

To help you settle into your new flat, a Building Service Centre (BSC) will be set up for each new development.

The BSC will commence operation once the first keys are issued and will be in operation for a year. You can submit your rectification request by scanning the QR code in your Welcome kit or notice pasted on your kitchen wall.

Renovation Guidelines

Be sure to:

- Only engage contractors listed in the Directory of Renovation Contractors (DRC)
- Engage licensed workers for windows, electrical and sanitary works
- Check your renovation permits and ensure that works comply with HDB's guidelines

Learn more about the various guidelines and permits in our guide on the MyNiceHome website.

[Directory of Renovation Contractors](#)

[HDB Renovation Guide](#)

[Back to Home](#)

Moving Into and Renovating My Flat

Other Useful Resources

Check out our tips on moving into your new home.

[Move In Guide](#)

Explore the interior of your flat at Plantation Creek with an interactive, 360-degree virtual tour.

[Virtual Flat Tour](#)

Explore possible renovation design inspiration and guidelines through a video walk through.

[Home Design Inspiration](#)

Visit HDB's physical showflats to get more design ideas and inspiration.

[MyNiceHome Gallery](#)

Frequently Asked Questions

Have more queries before or after your HDB flat key collection? Check out our FAQs!

[FAQs](#)

[Back to Home](#)

Living in My New Home

Here are some tips and guidelines for living in your new home!

Minimum Occupation Period

The Minimum Occupation Period (MOP) is the time period that you must physically reside in your flat.

The MOP for your flat at Plantation Creek is 5 years. You can also look up the MOP for your flat using HDB's e-Service:

[Check Flat Details](#)

During the MOP, you are allowed to:

- ✓ Rent out your extra bedrooms*
(For 3-room or bigger flats, except 3Gen flats)

Take note of the occupancy cap for the various flat types:

Flat Type	Max. no. of bedrooms allowed to rent out	Max. no. of occupants allowed in each flat
3-room	1	6
4-room and bigger	2	8*

* Applicable from 22 Jan 2024 to 31 Dec 2028

During the MOP, you are not allowed to

- ✗ Rent out your whole flat
- ✗ Acquire local or overseas private property, including private property held on trust

[Back to Home](#)

Living in My New Home

Maintaining Your New Home

Home owner's responsibility

Mainly fittings and fixtures within the flat, such as:

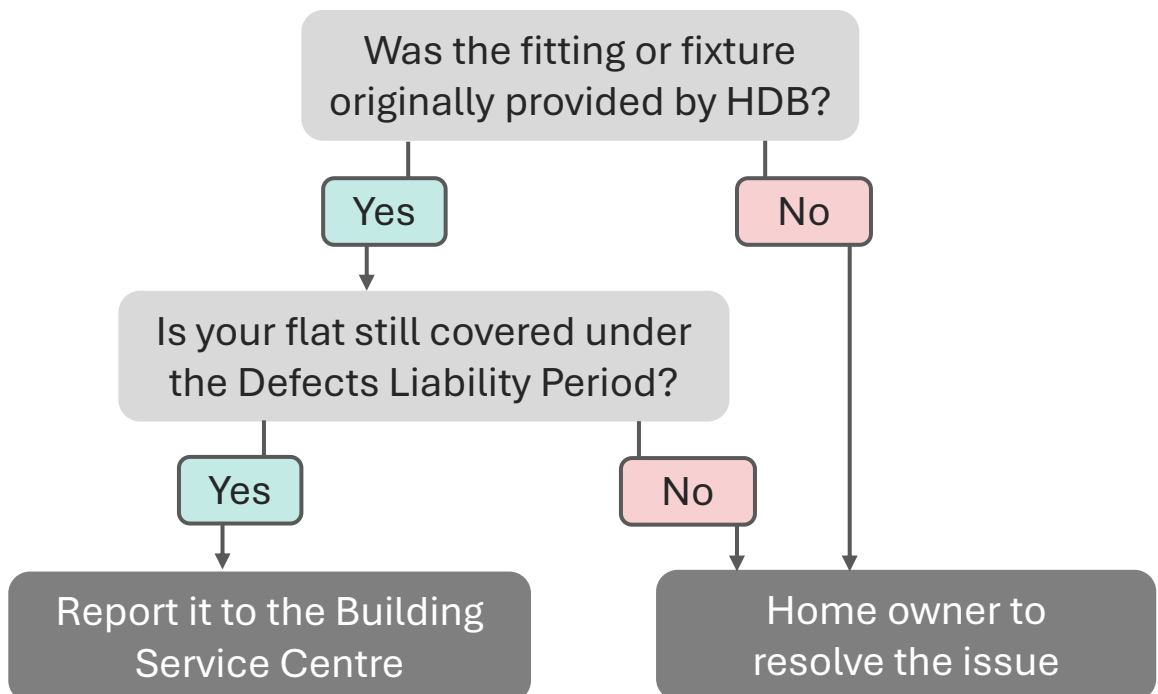
- Floor and wall finishes
- Windows
- Sanitary fittings
- Door and gate

Town Council's responsibility

The areas outside of your flat, such as:

- Common areas and common property
- Corridors
- Void decks
- External façade walls

Face issues with the fittings and fixtures in your flat, but not sure who's responsible for fixing it? Here's a quick breakdown:



Learn more about how to maintain the different features of your new home on the MyNiceHome website.

[Home Maintenance Guide](#)

[Back to Home](#)

Living in Your New Home

Pneumatic Waste Conveyance System

Plantation Creek has a Pneumatic Waste Conveyance System (PWCS), which is an automated waste collection system which uses high speed air suction to transport household waste via an underground pipe network to the Centralised Bin Centre.

This system helps to reduce spills during manual refuse collection, and helps ensure a cleaner and more hygienic environment.

✓ Dos



- Ensure the size of your refuse bag is smaller than the hopper opening
- Extinguish any burning items before throwing them away

✗ Don'ts



Avoid disposing:

- Long objects
- Bulky items
- Heavy or odd-shaped items
- Renovation debris
- Flammable objects


You may contact your Town Council if you require help disposing bulky items.

[Back to Home](#)

Living in My New Home

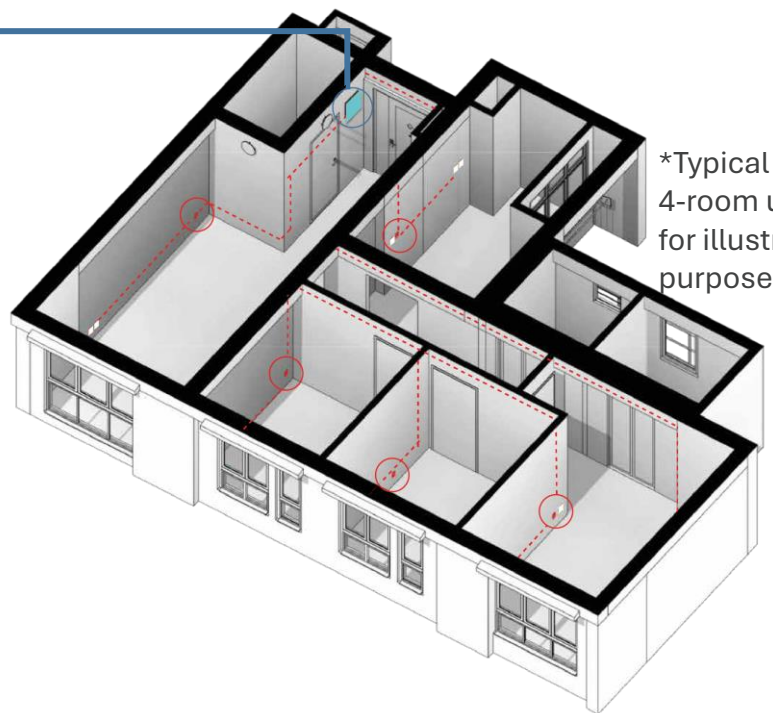
Smart-enabled Home

Plantation Creek comes with a Smart Distribution Board, which helps you to monitor your overall household energy consumption and make informed decisions towards living an energy-efficient lifestyle.



Smart Distribution Board (DB)

Monitor overall energy consumption of household



*Typical HDB 4-room unit for illustrative purposes

[Back to Home](#)

Living in My New Home

Home Insurance

HDB Fire Insurance

- Compulsory as long as you have an HDB loan
- Covers cost of reinstating damaged internal structures in the event of fire

Home Contents Insurance

- Optional
- Covers home contents (e.g. renovation, household items, personal belonging)

Fire Prevention Tips

- Do not overload power sockets
- Do not leave cooking unattended
- Keep a watchful eye when charging your PMD or PMD batteries
- Use electrical appliances with the Safety Mark

[Back to Home](#)

About My Community

Your precinct will be served by Tengah Community Club. Check out their activities and the amenities around your new home!

[Tengah CC's Facebook](#)

Be a Good Neighbour

Here are 5 simple ways you can be a good neighbour:

1. Get to know your neighbours
2. Lend a helping hand to neighbours in need
3. Keep the noise level down
4. Keep corridors and common areas tidy and clutter-free
5. Be a responsible pet owner

In the event of a dispute, communicate with your neighbours politely and be open to compromise. Most neighbour disputes can be resolved effectively and amicably with a little thoughtfulness and patience.

[More Tips for Managing Disputes](#)

Friends of Our Heartlands Network

HDB's Friends of Our Heartlands Network nurtures volunteers to be change makers within our towns and neighbourhoods.

Passionate about making a difference where you live and connecting with like-minded neighbours? Join us as a volunteer!

[Friends of our Heartlands](#)

[Back to Home](#)