mynicehome

Welcome to



Table of Contents

Click the buttons below to learn more about your new home!

About My Town, Around My Home

Moving Into and Renovating My Flat

Virtual Flat Tour

Home Design Inspiration

MyNiceHome Gallery

Frequently Asked Questions

HOUSING & DEVELOPMENT BOARD

mynicehome

TAMPINES GREENOPAL

Modern Homes Amid Tranquil Surroundings

Situated along Bedok Canal and Bedok Park Connector and bounded by Tampines Street 92 and 96, Tampines GreenOpal comprises eight (8) residential blocks ranging from 12 to 17 storeys, offering 1,070 units of 3-, 4-, and 5-room flats.

Tampines GreenOpal pays homage to a former sand quarry, now converted into Bedok Reservoir. The facilities in the development are also designed to reflect the shapes of gems and accessible by the public.

Tampines GreenOpal 位于勿洛水道和勿洛公园连道沿线，并以淡宾尼 92 街和 96 街为界，有八座 12至17层高的住宅楼，包括 3房式组屋、4房式组屋和5房式组屋，总共 1,070个单位。

Tampines GreenOpal 的设计灵感来自于昔日的采石场，该采石场现已改建为勿洛蓄水池。该项目的设施也设计成反映宝石的形状，并对公众开放。

Terletak di sepanjang Bedok Canal dan Bedok Park Connector serta bersempadan dengan Tampines Street 92 dan 96, Tampines GreenOpal terdiri daripada lapan (8) blok kediaman antara 12 hingga 17 tingkat, menawarkan 1,070 unit flat 3-, 4- dan 5 bilik.

Tampines GreenOpal memberi memperingati asal usulnya bekas kuari pasir, kini ditukar menjadi Bedok Reservoir. Kemudahan-kemudahan dalam Pembangunan ini juga direka bentuk untuk mencerminkan bentuk-bentuk batu permata dan boleh diakses oleh orang ramai.

பிடோக் கெனால் மற்றும் பிடோக் பூங்கா இணைப்புக் கட்டமைப்பு நெடுகில் அமைந்திருக்கும், தெம்பனீஸ் ஸ்ட்ரீட் 92 மற்றும் 96 ஆகியவற்றால் சூழப்பட்டிருக்கும் Tampines GreenOpal-லில் 12 முதல் 17 மாடிகள் வரை உள்ள அடுக்குமாடிக் குடியிருப்புகள் மொத்தம் 8 உள்ளன. அதில் 3-, 4-, மற்றும் 5-அறை வீடுகளென மொத்தம் 1,070 வீடுகள் உள்ளன.

Tampines GreenOpal, முன்னாள் மணல் கற்சுரங்கத்திற்கு (குவாரி) அஞ்சலி செலுத்துகிறது. அச்சுரங்கம் தற்போது பிடோக் ரெசவோர் ஆக மாற்றப்பட்டுள்ளது. இம்மேம்பாட்டில் உள்ள வசதிகள் இரத்தினங்களைப் பிரதிபலிப்பது போலவும் பொதுமக்கள் அணுகும் விதமாகவும் வடிவமைக்கப்பட்டுள்ளன.

Site plan for Tampines GreenOpal



Conveniences at your Doorstep



MRT Line & Station

MRT Line & Station (u/c)

==== Under Construction/ Future Road

(u/c) Under Construction

MK MOE Kindergarten

* Future Holding site for Temasek Junior College

Scale 0 100 200 300 400 500 Metres

N

Travelling to and from Tampines GreenOpal is quick, convenient and easy. Located near to Tampines West and Bedok Reservoir MRT Stations along the Downtown Line, residents can easily travel to key transport nodes (e.g., Tampines Bus Interchange, Tampines MRT Station) as well as other parts of Tampines Town and beyond. Please refer to the Land Transport Authority's **Your Tampines GreenOpal Travel Guide** to find out more about the transport connections for your development.

Residents may visit the Neighbourhood Centres at Tampines West Market, Pasar Makan @ Reservoir, and Tampines Round Market and Food Centre for a variety of dining and shopping choices to meet their daily needs. There are also precinct shops at the nearby BTO development, Tampines GreenGem, as well as an eating house at Blk 9007 Tampines St 93 (Tampines Industrial Park A), that will provide residents with more convenient food and retail options. When completed, the upcoming mixed-use development along Tampines St 94 will have a supermarket, food court and other commercial amenities to serve residents.

Recreational offerings in the area include Bedok Reservoir Park and the Tampines Park Connector, which links users from Bedok Reservoir Park to Pasir Ris Park.

Within Tampines GreenOpal there will be a preschool, playgrounds, and adult, elderly fitness stations, resting shelters, and pergolas. The viewing decks and roof terraces will allow residents to view the Bedok Park Connector and Bedok Canal. Residents may also take a leisure walk or cycle along the Bedok Park Connector, which links the development to Bedok Reservoir Park. Residents of nearby residential blocks can access the roof gardens on the Multi-Storey Carpark via link bridges. There is also a Residents' Network Centre located within the development.

Tampines GreenOpal is served by Kampong Chai Chee Community Club. Follow them via Facebook **(Kampong Chai Chee)** to find out more on the activities available!

Modern Homes

Tampines GreenOpal comprises 3-, 4-, and 5-room flats. These flats come with:

- Floor tiles in the household shelter, bathrooms, kitchen and service yard (for 4- and 5-room)
- Wall tiles in the bathrooms and kitchen

To cater to changing lifestyles and provide more flexibility in kitchen space utilisation, the 3-room flats come with an open kitchen concept. This layout comprises a dry kitchen and a combined kitchen/ utility space. The design provides homeowners with ample flexibility to configure the area according to their preferences. For instance, homeowners may add partitions to separate:

- Utility from Kitchen
- Dry and Wet Kitchens
- Kitchen from Living/ Dining area



Smart and Eco-Friendly Living

Tampines GreenOpal comes with several eco-friendly features to encourage green and sustainable lifestyles among residents. These features include separate chutes for recyclable waste; regenerative lifts to reduce energy consumption; bicycle stands to encourage cycling as an environmentally friendly form of transport; parking spaces to facilitate car-sharing schemes; use of sustainable and recycled products in the development such as low volatile organic compounds paint and interlocking concrete paver; and ABC Waters design features to clean rainwater and beautify the landscapes.

Tampines GreenOpal also features Smart solutions for a more liveable, efficient, sustainable, and safe living environment. These include Smart Lighting in common areas to reduce energy usage; and Smart Pneumatic Waste Conveyance Systems to optimize the deployment of resources for cleaner and fuss-free waste disposal.



Separate chutes for recyclable waste



Bicycle stands to encourage cycling



ABC Waters design features

© 2025 Housing & Development Board.
All rights reserved.



HOUSING & DEVELOPMENT BOARD

mynicehome

CREATING A BIOPHILIC NEIGHBOURHOOD

FOR BETTER ENVIRONMENTAL HEALTH & HUMAN WELL- BEING

The HDB Biophilic Town Framework guides the development of residential landscapes to promote a greater sense of place, better health and well-being, and enhanced quality of life for residents. The framework takes into consideration five categories – Soil, Flora & Fauna, Outdoor Comfort, Water, and People. Residents can look forward to opportunities to reconnect with nature and enjoy its intrinsic benefits.

建屋发展局的亲生态市镇框架为社区景观的规划和设计提供了坚实的基础，提高了居民的归属感，幸福感以及生活品质。 该框架依据土壤，动植物，户外舒适度， 水和人这五大因素，为居民创造了一个以大自然为轴心的邻里，使居民可以尽情享受大自然的拥抱。

Rangka Kerja Bandar Biofilik HDB memberi panduan bagi pembangunan landskap kawasan perumahan untuk meningkatkan semangat kejiranan, kesihatan, kesejahteraan dan mutu kehidupan para penduduk. Rangka kerja ini merangkumi lima kategori – Tanah, Flora & Fauna, Keselesaan Kawasan Luar, Air dan Manusia. Para penduduk boleh nantikan peluang untuk berhubung dengan alam semula jadi, dan menikmati manfaat-manfaat intrinsiknya.

வீடமைப்பு வளர்ச்சிக் கிழகத்தின் இயற்கையை விரும்பும் நகர கட்டமைப்பை கொண்டு குடியிருப்பாளர்களுள்க்கான பறந்தவெளி, சிறந்த நல்வாழ்வு மற்றும் மேம்படுத்தப்பட்ட வாழ்க்கைத் தரம் உருவாக்கப்பட்டுள்ளது. இந்தக் கட்டமைப்பு ஐந்து வகைப்பிரிவுகளிலும் மண், தாவரங்கள் மற்றும் விலங்குகள், வெளிப்புற சௌகரியம், நீர் மற்றும் மக்கள் பரிசீலனைகளின் விரிவான தொகுப்பை உள்ளடக்குகிறது. இயற்கையை மையமாகக் கொண்ட அக்கம்பக்கங்கள் அமைக்கப்படுவதை குடியிருப்பாளர்கள் ஆவலுடன் எதிர்பார்க்கலாம்.

HEAT MITIGATION

Optimal placement of outdoor amenities determined through environmental simulations to provide the most comfortable outdoor experience.



NOISE ABATEMENT

Use of vegetation and landforms to screen and deflect noise from the surroundings for a more conducive outdoor environment.



EROSION CONTROL

Use of vegetation and bioengineering techniques to enhance the retention of soil and maintain the stability of slopes for greener and more sustainable landscapes.



NUTRIENT CYCLE

Use of green infrastructure to maintain soil quality and enhance plant uptake of nutrients for a lush, green living environment.



SOCIAL RELATIONS AND SENSE OF PLACE

Accessible green spaces of varied sizes allow you and your family to indulge in a wide range of activities that foster your connection with the people and the place.



EDUCATIONAL VALUES

Interpretive panels and natural element in the neighbourhood landscapes help to promote environmental awareness and stewardship.



© 2019 Housing & Development Board.
All rights reserved.



Sharing on

TAMPINES GREENOPAL

Tampines Town | Overview

- Variety of commercial and recreational offerings
- Planned and developed with a Regional Centre
- Improved Rail Connectivity with completion of Cross Island Line Phase 1 (CRL1) in 2030

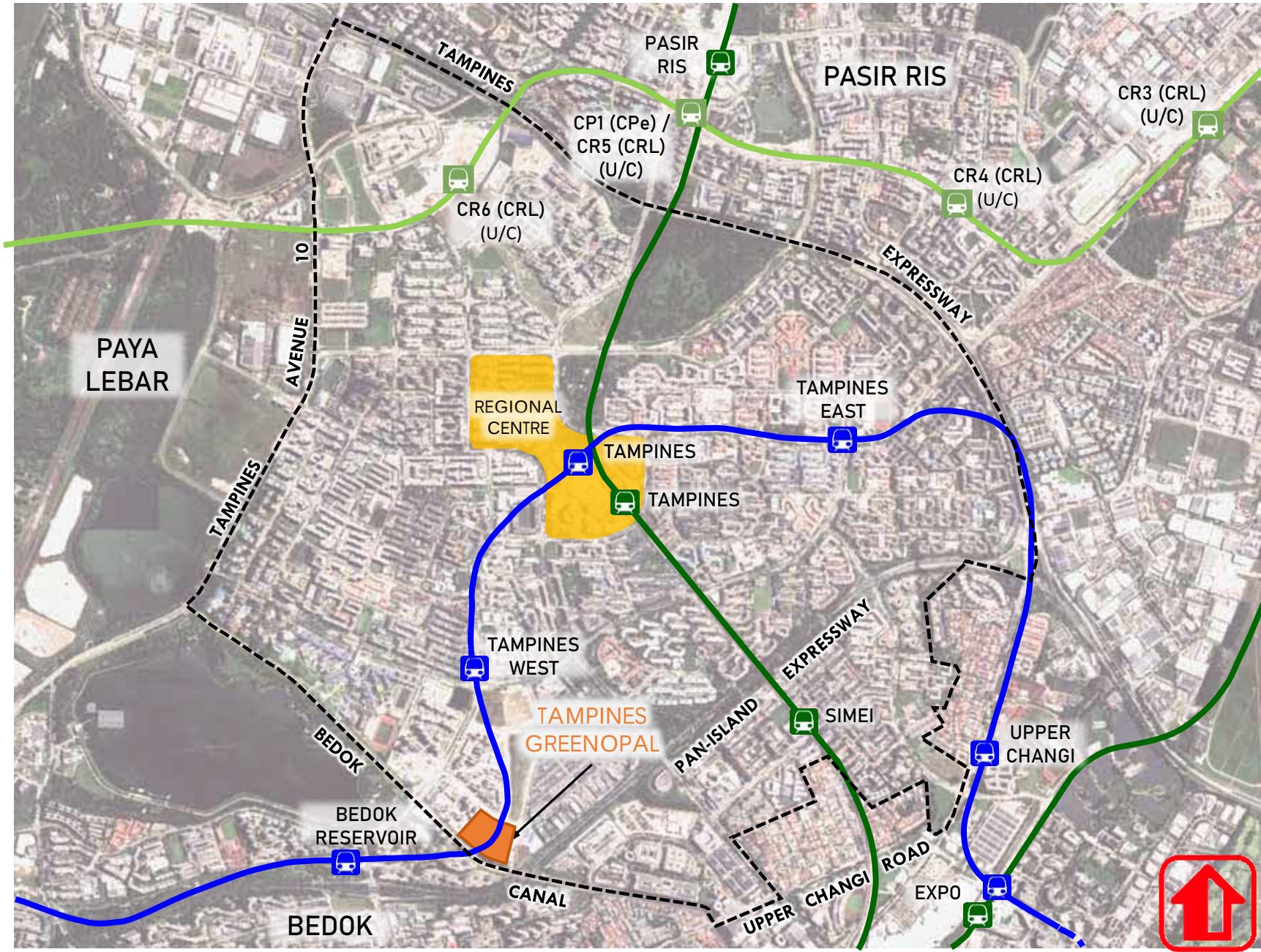

Tampines Town|

Amenities around Tampines GreenOpal

- Mixed-use commercial & residential development along Tampines Street 94

- Bedok Reservoir Park

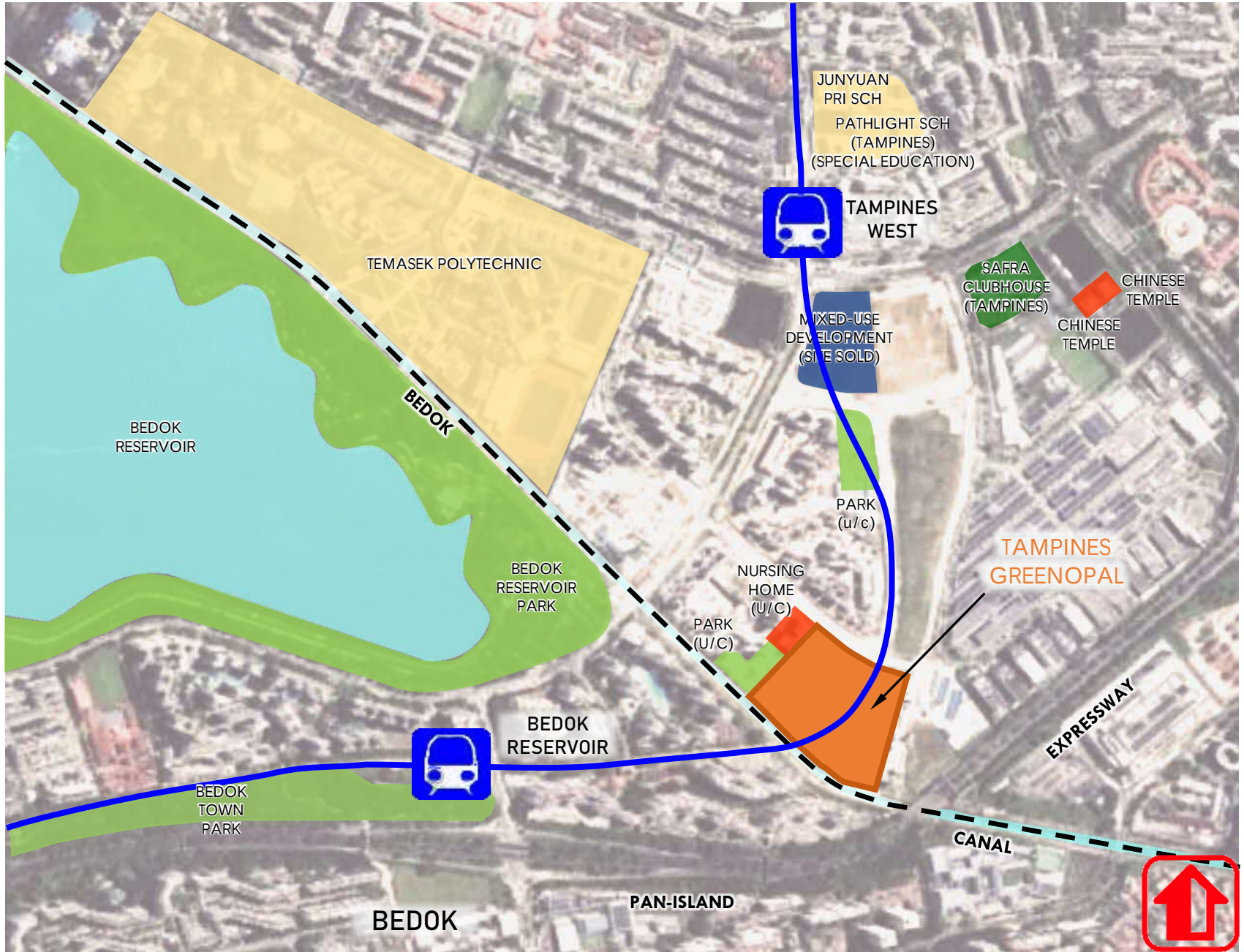

Tampines Town |
Design Themes

Town Theme: A Leaf within Our City in Nature

- The shape of Tampines town resembles a leaf with a vein network that represents the various road, rail, park connector, and cycling networks that extend throughout the town

Sub-Theme: Waterside

- The sub-theme reflects a new residential experience in Tampines that capitalises on the **water frontage** of Sungei Bedok and Bedok Reservoir.

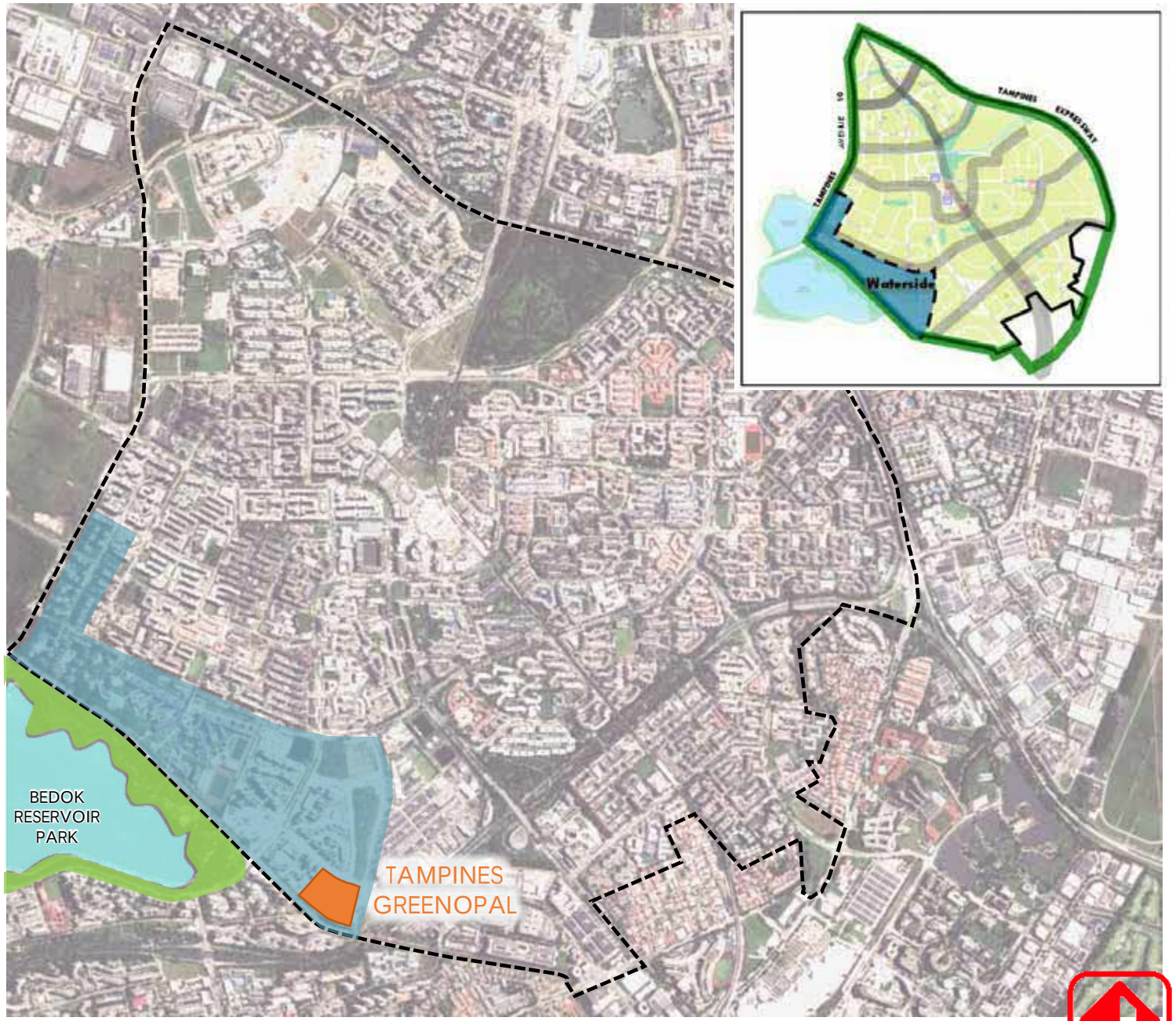

Tampines GreenOpal

Tampines GreenOpal is situated along Tampines Street 96 and 95, bordered by Bedok Canal and Bedok Park Connector.

- **The name 'Tampines** GreenOpal' **pays homage to its history as a former sand quarry, which has been converted into** the nearby Bedok Reservoir.
- The facilities are also designed to reflect the shapes of gems.
- 8 residential blocks ranging from 12 to 17 storeys in height.





Tampines GreenOpal



The façade design draws inspiration from the operable window shutters of traditional houses. By playing with the rhythmic movement, the façade creates a dynamic interplay of depth, shadow and variation, resulting in a visually engaging architectural expression.





Vibrant Living

- Multiple green spaces foster interaction and exercise, enhancing well-being.
- Easily accessible social communal facilities encourage intergenerational bonding around the central courtyard.



Tampines GreenOpal

PRESCHOOL

PRECINCT PAVILION

ADULT & ELDERLY FITNESS STATION

CHILDREN'S PLAYGROUND



LEGEND

- Precinct Green Spaces
- Community Living Room

Precinct Green Spaces

- Green Spaces located in the precinct provide areas for residents to connect with nature, exercise and socialize

Community Living Rooms

- Community Living Rooms (CLR) are designed with furniture, overlooking to the Green Spaces for residents to enjoy the nature and socialize.

LEGEND

- Drop-off Porch
- Preschool at 1st storey
- Residents' Network Centre at 1st storey
- Adult Fitness Station / Elderly Fitness Station
- Children Playground
- Hardcourt
- Community Living Room
- Rooftop Garden
- Space for Community Garden at 8th Storey
- Multi-storey Car Park
- Block Number
- Lift
- Handicap Lots
- Staircase
- Driveway
- Covered Linkway / Trellis / Shelter
- Linkbridge
- Precinct Pavilion
- Accessibility Route (sheltered)
- Barrier-free Access
- "You are here"

Welcome to your NEW HOME

TAMPINES GREENOPAL



HOUSING & DEVELOPMENT BOARD

mynicehome

MOVING INTO YOUR NEW HOME

Building Service Centre (BSC)

Submit your feedback regarding your new home here

To help you settle into your new flat, a Building Service Centre (BSC) will be set up for each new development. The BSC will commence operation once the first keys are issued, and will be in operation for a year.

为了让屋主能顺利迁入新居，我们为每个新组屋发展项目设立了房屋服务中心(Building Service Centre, 简称BSC)，为期在开始分发新屋钥匙后的一年之内。如果屋主有任何关于组屋单位的反馈，可到BSC寻求协助。

Untuk membantu menyesuaikan diri dengan flat baru anda, Pusat Perkhidmatan Bangunan (BSC) akan ditubuhkan bagi setiap pembangunan yang baru. BSC akan mula beroperasi sebaik sahaja kunci pertama dikeluarkan, dan akan beroperasi selama setahun. Anda boleh kunjungi BSC jika anda mempunyai sebarang maklum balas mengenai flat anda.

உங்களின் புதிய வீட்டில் நீங்கள் குடியேறுவதற்கு, ஒவ்வொரு புதிய மேம்பாட்டிற்காகவும் கட்டடச் சேவை நிலையம் அமைக்கப்படும். முதல் சாவிகள் வழங்கப்பட்டவுடன் தொடங்கி, ஒரு ஆண்டு காலத்திற்கு இந்நிலையம் இயங்கும். உங்கள் வீடு தொடர்பாக நீங்கள் எவையேனும். கருத்துக்களைத் தெரிவிக்க விரும்பினால், கட்டடச் சேவை நிலையத்தை அணுகவும்.

Drywall

They are used at dry areas and can support common fixtures such as televisions and cabinets. They are filled with sound insulation material for good sound-proofing.

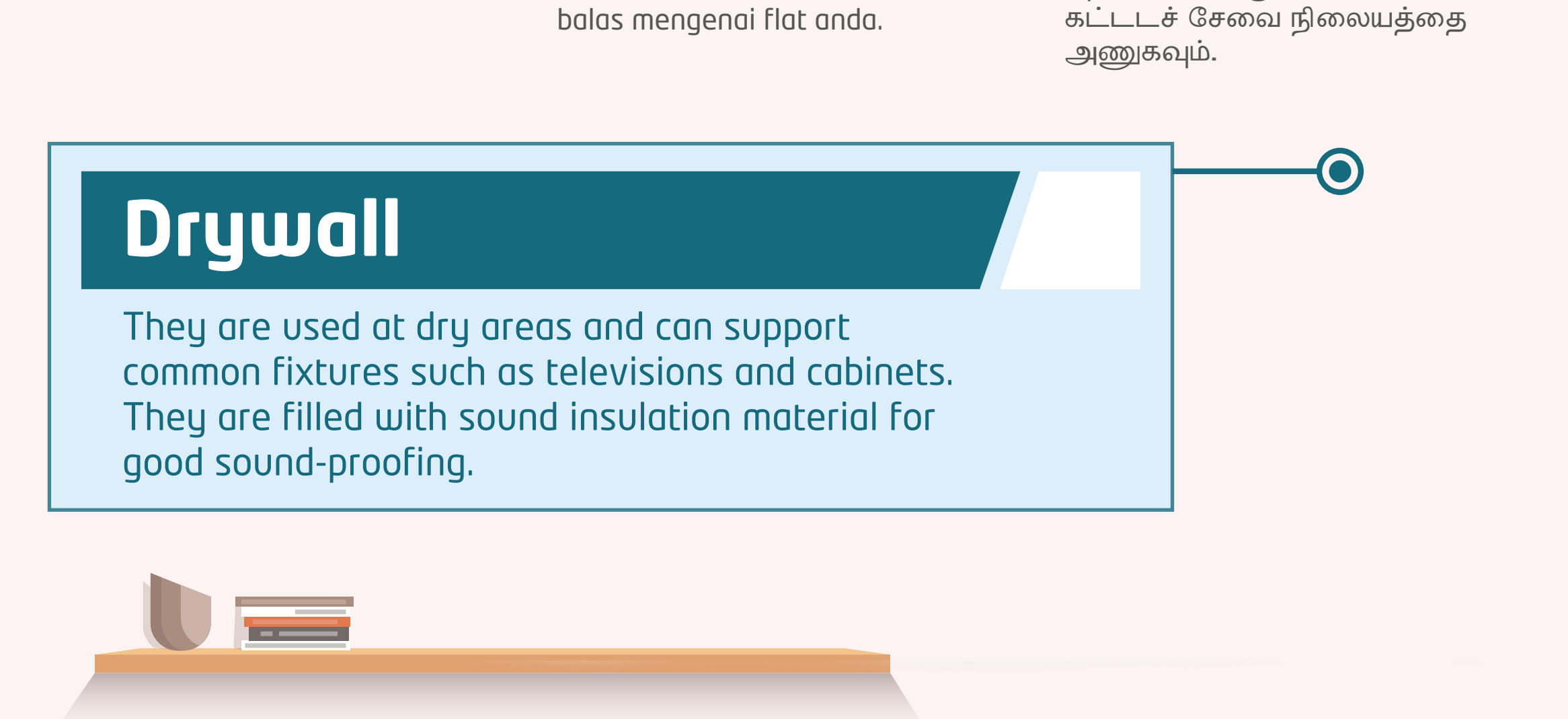



Home Fire Alarm Device (HFAD)

A smoke detection alarm is ideally installed at the centre of the living room.

During renovation, cover the device with a plastic sheet to prevent dust from entering it.

UPVC Door

It is durable and easy to maintain. To clean it, just wipe with a damp cloth and mild detergent.

Vinyl Flooring

It is designed to look natural with non-uniform variations in wood grain and colour. This lends beauty and warmth to the home décor.

It is easy to maintain. Simply sweep or clean with a slightly damp mop.

Clothes Drying Rack

It comes with a safety feature, that can be unlocked by pulling the strap at a 45° angle. Release it slowly to lower the rack.

© 2024 Housing & Development Board.
All rights reserved.

HOUSING & DEVELOPMENT BOARD

*Fulfilling **Dreams**, Building **Homes**, Creating **Communities***

Visit us at www.hdb.gov.sg

HOUSING & DEVELOPMENT BOARD

mynicehome

LIVING IN SMART-ENABLED HOMES

Monitor your overall household energy consumption and make informed decisions towards living an energy-efficient lifestyle.

Your new home comes with a Smart Distribution Board.

监测您的家庭总能源消耗，并作出明智的决定，让您过上节能的生活。

您的新居配有智能配电板。

Memantau penggunaan tenaga isi rumah anda secara keseluruhan dan membuat keputusan yang bijak ke arah menjalani gaya hidup yang cekap tenaga.

Rumah baru anda dilengkapi dengan papan pengagihan yang bijak.

உங்கள் ஒட்டுமொத்த வீட்டு ஆற்றல் நுகர்வைக் கண்காணித்து, ஆற்றல் சிக்கனமான வாழ்க்கை முறையை வாழ்வது குறித்த தகவலறிந்த முடிவுகளை எடுங்கள்.

உங்கள் புதிய வீடு, ஒரு ஸ்மார்ட் விநியோக வாரியத்துடன் வருகிறது.



Smart Distribution Board (DB)
Monitors overall energy consumption of household

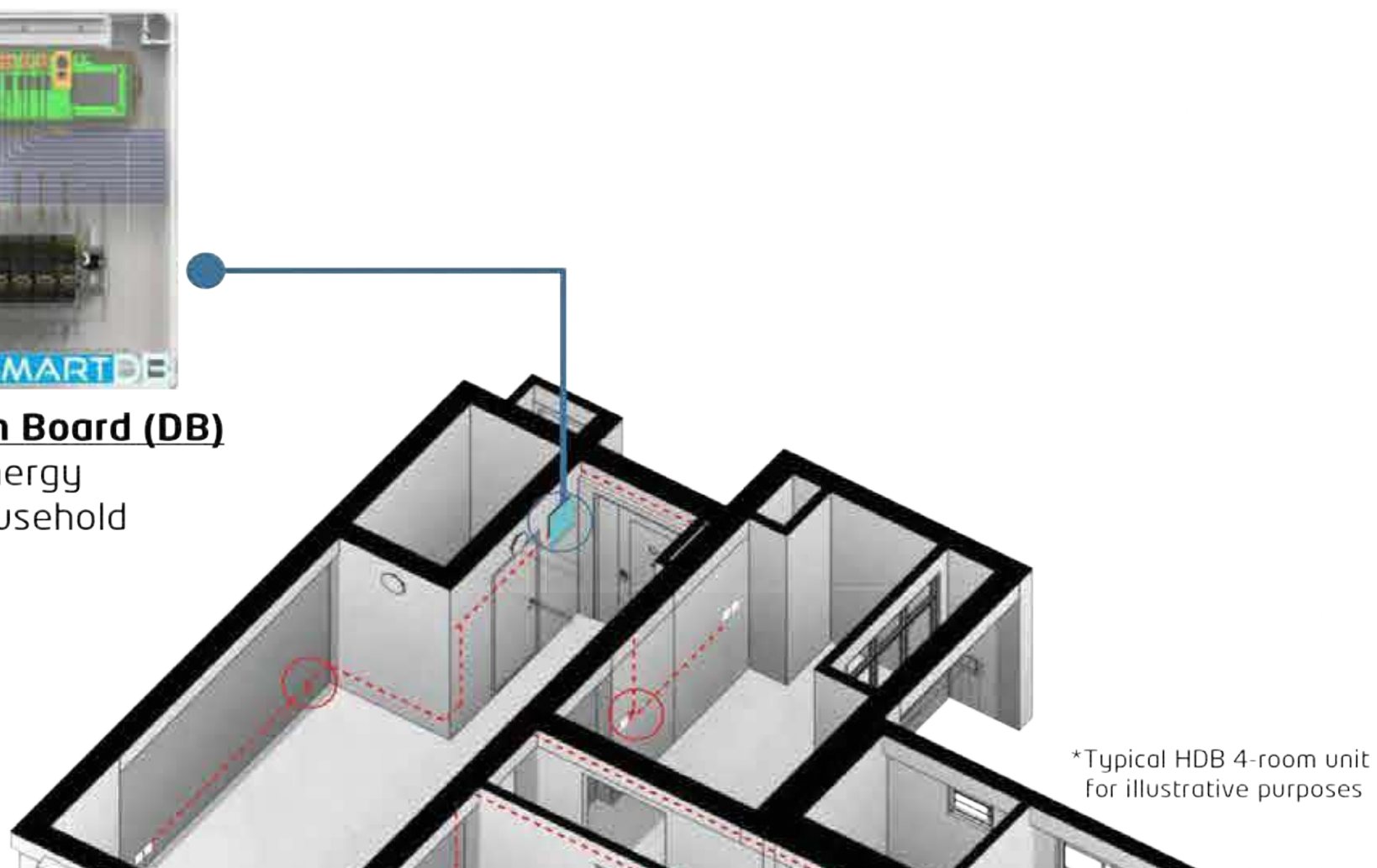

*Typical HDB 4-room unit for illustrative purposes

MANAGE YOUR ENERGY USAGE

Monitors overall energy consumption of household

Set targets to manage your electricity bills effectively

Reduce energy usage to help save the environment

Receive tips to improve your energy consumption patterns

Options to adopt compatible smart home solutions and automation products



The information presented above are for illustration purposes only and subject to changes.

© 2023 Housing & Development Board.
All rights reserved.

HOUSING & DEVELOPMENT BOARD

mynicehome

CARING

FOR YOUR NEW HOME

RENOVATION & MAINTENANCE TIPS



As a flat owner, you must ensure that the renovations in your flat are carried out according to the renovation guidelines. Wrong and unsafe practices, such as unauthorised hacking of walls, may compromise the structural integrity of the entire block of flats, and endanger the safety of your family members and your neighbours.

Here are some useful tips when renovating your home.

身为屋主，您有责任确保组屋内部的装潢是根据装修条例进行。错误或不安全的装修工作，如未经允许拆毁墙壁，可能影响到整座组屋结构的完整性，危及到您和您的家庭成员，以及邻居的安全。

Sebagai pemilik flat, anda bertanggungjawab bagi kerja-kerja ubah elok dan perlu memastikan bahawa kerja-kerja ubah elok di flat anda dijalankan mengikut garis panduan pengubah-suaian. Amalan yang salah dan tidak selamat, seperti kerja-kerja memecah dinding yang tidak diluluskan, boleh menjejas integriti struktur keseluruhan flat di blok, dan membahayakan keselamatan ahli keluarga dan jiran-jiran anda.

ஒரு வீட்டின் உரிமையாளராக, உங்கள் வீட்டில் நடைபெறும் புதுப்பித்தல் பணிகள் புதுப்பித்தல் பணிகளுக்கான வழிகாட்டுதல்களுக்கு இணங்க மேற்கொள்ளப்படுவதை நீங்கள் உறுதிசெய்ய வேண்டும். சுவர்களை அனுமதியின்றி திருத்தம் செய்வது போன்ற தவறான மற்றும் பாதுகாப்பற்ற நடவடிக்கைகள், மொத்த அடுக்குமாடி வீடுகளின் கட்டமைப்பு ஒருங்கிணைப்பை பாதித்து, உங்கள் குடும்ப உறுப்பினர்கள் மற்றும் அக்கம்பக்கத்தாரின் பாதுகாப்பிற்கு அச்சுறுத்தலை ஏற்படுத்தலாம்.



Getting the Right Contractor

Only engage contractors who are allowed to renovate HDB flats.

Contractors listed in the Directory of Renovation Contractors are specially trained and familiar with HDB's conditions and guidelines for all renovations in the flats.

Negotiate with your appointed contractor on the terms of the renovation contract, including the quality of their works.

Before entering into a private contract with the contractor, consider if you are agreeable to the:

- Quotation and pricing
- Scope of works
- Proposed timeline for completion

Renovating Right

Unauthorised renovations could be dangerous! Ensure the necessary approvals are obtained before commencing with renovations e.g. demolition of walls.

The contractor must adhere to HDB's renovation guidelines when carrying out the works.

Find out more on the renovation guidelines and requirements.

Renovating Responsibly



Proper Usage of Lifts

Misusing the lifts leads to breakdowns and damage, inconveniencing you and your neighbours, especially the elderly and those who have restricted mobility.

Jamming the lift doors could damage the lifts! Remind the contractors and furniture delivery crew to use the lifts properly, be considerate to other users and keep the lifts clean and free of debris.

Proper Disposal Of Waste Materials

Do not throw renovation waste into the refuse chute. Flushing or washing debris into the gully and toilet bowls choke and damage the sanitary network.

Suppliers and contractors have to dispose packaging materials and debris properly.

Keeping to the Permitted Timings for the Works

Contractors can only work within the permitted timings.

If you are a hands-on person, remember to avoid carrying out any Do-It-Yourself (DIY) works involving drilling or hammering from 10.30pm to 7.00am.



Regular upkeep saves costs

Keeping the flat in good condition will help to avoid costly repairs in future. It is important to take proper care and carry out regular maintenance of your flat.

Maintaining the Flat

Get your own repair contractor or ask your friends and family members for a reliable handyman service.

You may even carry out the maintenance on your own if you know how!





Tips:
Replace worn parts early.

Tips:
Disconnect any unnecessary appliances, and do not overload sockets.

Tips:
Keep the rooms well-ventilated to prevent wall cracks due to expansion and contraction of the materials from temperature changes.

Tips:
Check the windows regularly to ensure that they are in good condition at all times.

Tips:
Install a sink strainer to prevent discharge of solid materials into the sink.

Learn more about home maintenance and repair matters.

© 2024 Housing & Development Board.
All rights reserved.

HOUSING & DEVELOPMENT BOARD

mynicehome

TOWARDS A CLEANER & HEALTHIER NEIGHBOURHOOD

Pneumatic Waste Conveyance System

Your precinct has been installed with a Pneumatic Waste Conveyance System (PWCS). You will enjoy a cleaner and greener environment as the PWCS transports refuse by air suction through underground pipes to a central collection area.

您的组屋区已安装了自动化气动垃圾收集系统（PWCS）。PWCS以抽气的方式将垃圾通过地下管送往中央收集站，

让您与居民享有更干净的居住环境。

Presint anda telah dipasang dengan Sistem Pengangkutan Sampah Pneumatik (PWCS). Anda akan menikmati sekitaran yang lebih bersih dan hijau kerana PWCS mengangkut sampah sarap dengan menggunakan sedutan udara melalui paip bawah tanah ke kawasan pengumpulan pusat.

உங்களுடைய வட்டாரத்தில், சாய்வுதள மறுப்பு, வாயுக் கழிவுகள் வெளியேற்ற அமைப்புடன் (PWCS) இணைக்கப்பட்டிருக்கிறது. இந்த முறையின் கீழ், பூமிக்குக் கீழ் உள்ள குழாய்களின் மூலம், குப்பையானவை காற்றால் உறிஞ்சப்பட்டு, மத்திய சேகரிப்பு இடத்திற்குக் கொண்டு செல்லப்படுகின்றது. அதன்மூலம், நீங்கள் சுத்தமான, பசுமையான சுற்றுச் சூழலை அனுபவிக்கமுடியும்.

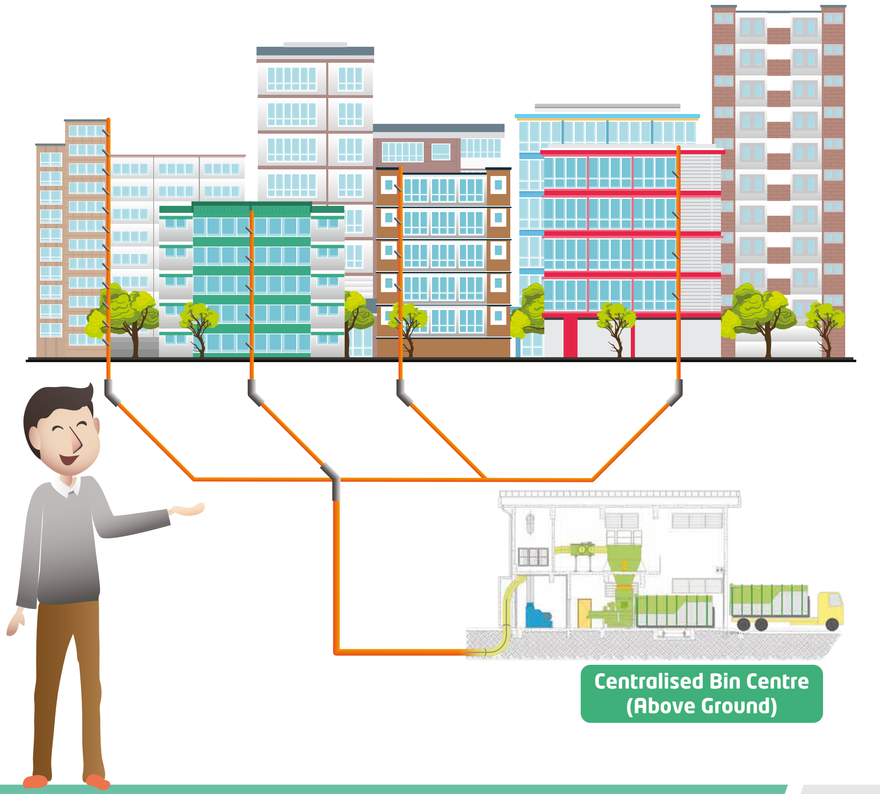

Benefits of PWCS

Here are some benefits you will enjoy with PWCS;

- Eliminates foul odours emitted from refuse chutes
- Reduces spillage during refuse collection
- Reduces pest infestation
- Reduces noise pollution from waste collection trucks
- Promotes hygienic and cleaner environment

PREVENTION OF CHOKAGE AND RUBBISH CHUTE FIRE

- Size of refuse bag should be smaller than the hopper opening.
- Extinguish burning items before throwing.
- Do not throw long objects and heavy waste into rubbish chute.
- Disposing of folded carton boxes, foam packing, curtains or pillows could cause them to expand inside the refuse chute and cause blockage.



© 2019 Housing & Development Board.
All rights reserved.

mynicehome ROADSHOW

Your HDB Living



Topics







1 Starting Your HDB Living

2 Renovating & Maintaining Your Home

3 Being A Good Neighbour

mynicehome ROADSHOW

Starting Your HDB Living

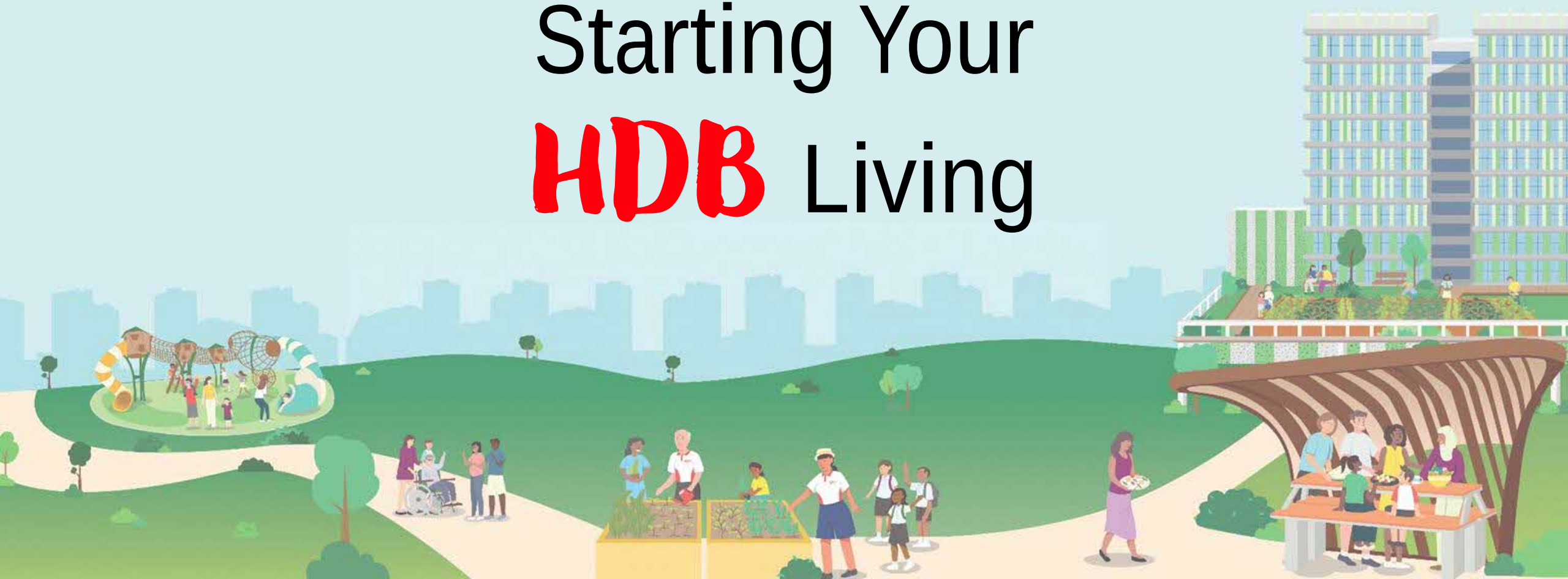

Minimum Occupation Period (MOP)

What is it?	It is the time period that you must stay in your flat
How long?	5 years
How is it calculated?	Start from date of key collection

THE STRAITS TIMES Published 11 Feb 23

6 BTO and 15 resale flats acquired by HDB over minimum occupation period breaches since 2017



THE STRAITS TIMES
Published 22 Dec 22

HDB probing cases of BTO flats listed for sale after being left 'vacant' during minimum occupation period



During MOP



Sample floorplan of a 4-Room HDB flat



Renting out extra bedroom(s)* is allowed

*For flats that are 3-room or bigger

Renting out of whole flat is not allowed

Purchase of local or overseas private property is not allowed

Renting Out During MOP

What is the no. of bedrooms & tenants allowed?

Flat Type	Max. No. of Bedrooms allowed to rent out	Max. No. of Occupants allowed in each flat
3-Rm	1	6
4-Rm & bigger	2	8*

* Applicable from 22 Jan 2024 to 31 Dec 2026

Renting Out During MOP

THE STRAITS TIMES
Published 19 Apr 2016

SINGAPORE LOG IN

3-room flat could be housing 17 tenants; under investigation by HDB



THE STRAITS TIMES
Published 10 Sep 2013

SINGAPORE LOG IN

Short-term home rentals illegal, warn authorities

Housing rules here ban letting out of home or room for short stays



Buy Fire Insurance!

Compulsory to have HDB Fire Insurance so long as you have HDB loan

Covers cost of reinstating damaged internal structures and fixtures in event of a fire



Encouraged to buy additional Home Insurance

Covers other home contents eg renovation and household items



Pneumatic Waste Conveyance System

- Automated and enclosed waste collection system which uses high speed air suction to transport household waste via an underground pipe network to the Centralised Bin Centre.

- No need to have manual garbage collection, thereby minimising waste scattering & spillage and minimising pest nuisance.

- It is a more hygienic and efficient waste collection system.

Pneumatic Waste Conveyance System



- Size of refuse bag should be smaller than hopper opening
- Extinguish burning items before throwing

https://go.gov.sg/hdb-pwcsuserguide

Upon scanning, you will be directed to a link that contains gov.sg

Pneumatic Waste Conveyance System

Improper disposal of waste can cause chokes and results in smell nuisance



No long objects



No bulky items



No heavy and/or odd-shaped items

Hoardings On-site

- Completion & delivery of the flats are prioritised over the completion of precinct facilities
- Construction works for the common areas may still be on-going
- Hoardings will be put up within the site to ensure the safety of the workers & residents





mynicehome ROADSHOW

Renovating and Maintaining Your New HOME



Important Information on Renovations



1 Only Contractors listed in Directory of Renovation Contractors (DRC) can renovate HDB flats

It is an offence to not hire a contractor listed in the DRC to renovate an HDB flat

2 Check for renovation permit and ensure **that works comply with HDB's conditions**

Check the status of your renovation permit application by logging in to My HDBPage

https://go.gov.sg/hdb-reno-contractors

Upon scanning, you will be directed to a link that contains gov.sg

Important Information on Renovations

Engage licensed workers for the following works:







https://go.gov.sg/hdb-reno

Upon scanning, you will be directed to a link that contains gov.sg

Important Information on Renovations



THE STRAITS TIMES

THE STRAITS TIMES, THURSDAY, DECEMBER 24, 1992

NEWS FOCUS

23 families evacuated from homes

Damage to structural column

Residents from nearby blocks milling around

IT WILL be a blue Christmas for 23 families in Jurong.

They will have to move out of their homes in Block 212, Jurong East

THE STRAITS TIMES

HOME

Unlicensed renovation contractor gets 3 months' jail

He deserves it, say residents

IN THE COURTS

By Ginnie Teo

asiaone

LATEST PE2023 NEWS ENTERTAINMENT LIFESTYLE DIGICULT EarthOne MORE

SINGAPORE

HDB doesn't need warrant to enter flats

Reinforced Concrete Wall Hacked Structural Column Removed

Photo: HDB

PUBLISHED ON APRIL 16, 2015 6:00 AM

THE STRAITS TIMES

Around 190 HDB flats breached renovation guidelines in past 3 years' inspections

Online Article
ST Online
Michelle Ng

Published Date: 6 Jun 2021

es of both major and minor infringements in the 10-year period
OTO: GAVIN FOO

190 home owners and contractors of Housing Board carried out unauthorised renovation works infringing s in the past three years.

were inspected by the HDB from 2018 to 2020. Of cent of flats were found to be in breach of the

Important Information on Renovations



Exposed reinforcement bars



Repair works for hacked structural column

Renovating Responsibly

	Allowed	NOT allowed
General renovations Plastering, laying of floor screed, painting,	Monday – Saturday 9am – 6pm	Sundays and Public Holidays
Restricted renovations Demolishing of walls, removing wall/ floor finishes, cutting of tiles	Monday – Friday 9am – 5pm	Saturdays, Sundays, all Public Holidays, and the eves of: • New Year's Day • Lunar New Year • Hari Raya Puasa • Deepavali • Christmas

Renovating Responsibly

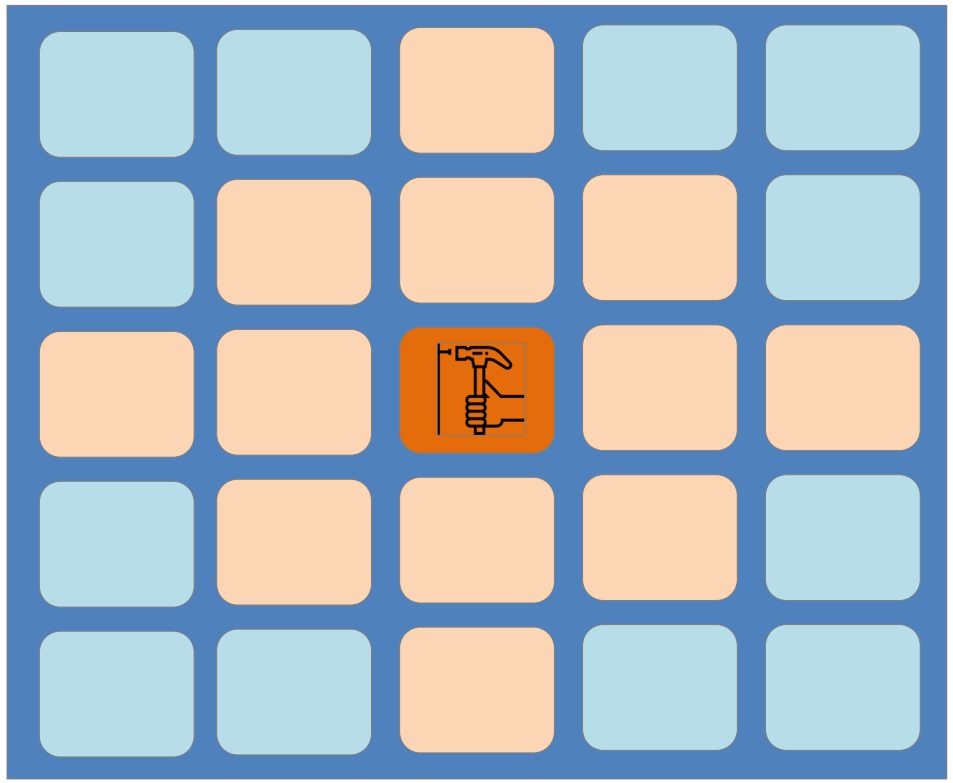

Units that should receive the written notice

Renovation contractors should serve advanced notice to neighbours:

- 2-units all round
- 5 days in advance

Renovating Responsibly

Remind your contractors and material suppliers to:

1) Dispose waste materials properly

2) Not to jam up the lift doors



Indiscriminate dumping of waste



Misuse of lifts

Report via OneService app

Maintaining Your New Home

Home owner's responsibility

Mostly within the flat

- Floor and wall finishes
- Windows
- Sanitary fittings
- Doors and gate

Town Council's responsibility

Mainly outside the flat

- Common areas and common property Corridors
- Void decks
- External façade walls

Maintaining Your New Home



Floor Finishes

- Mop the floor regularly
- Use suitable tile-cleaning agents



Windows

Check your windows twice a year

- 6.6 & 12.12

https://go.gov.sg/hdb-homecare-guide

Upon scanning, you will be directed to a link that contains gov.sg

https://go.gov.sg/hdb-minor-repairs

Upon scanning, you will be directed to a link that contains gov.sg

mynicehome ROADSHOW

Being a Good Neighbour



Good Neighbours Do This!



Simple ways on how you can be a good neighbour!



Keep the noise level down

Keep DIY works limited between 7am to 10.30pm



Get to know your neighbours

Take the initiative to Say “Hi”!



Keep corridors and common areas tidy and clutter-free

Arrange with Town Council for bulky waste disposal



Lend a helping hand to neighbours in need

Offer to help with carrying of groceries



Be a responsible pet owner

Clean up after your pets

More Tips For Good Neighbours



GO gov.sg

https://go.gov.sg/hdb-neighbourlinesstips

Upon scanning, you will be directed to a link that contains gov.sg

Join Our Network!



https://go.gov.sg/hdb-gnmnetwork

Upon scanning, you will be directed to a link that contains gov.sg

https://go.gov.sg/hdb-foh-registration

Upon scanning, you will be directed to a link that contains gov.sg

mynicehome
ROADSHOW

Thank you

Your HDB Living

